


DURAMOV® Plastic Cable Carriers

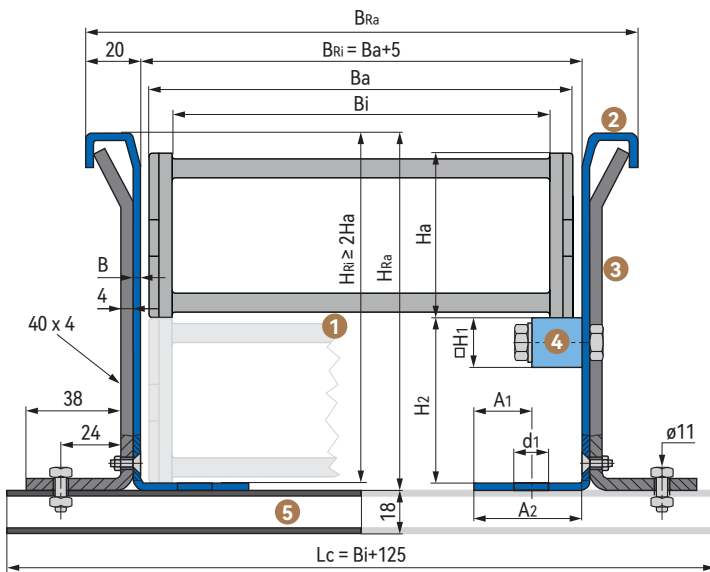
DURAMOV® 塑料电缆拖链

导向槽 Guide troughs | 钢制导向槽 Steel guide troughs



- 极为稳固，适用于重载型机械
- 安装简单，直接固定在地面或C型槽上
- 两片式设计，可根据拖链调节宽度
- 可选用镀锌钢和不锈钢
- 可选用工程塑料耐磨滑条
- very stable and rugged for heavy machinery
- Easy installation, fixed directly on the ground or the C-profile
- Two piece design, adjustable to the width according the cable carriers
- Available in galvanised steel and stainless steel
- Available with plastic glide bar in guide trough

标准尺寸 Standard dimensions



- 1 电缆拖链 Cable carriers
DURAMOV® C02 and C03
- 2 侧板 Trough side parts
标准长度 Standard length: 2m section
- 3 支架 Clamping brackets
标准件 Standard parts
- 4 滑条 Glide bars
标准长度 Standard length: 2m section
- 5 C型槽 C-profile
长度根据 The length according to Lc

适配拖链 Cable carrier	产品编码 Part No.	B [mm]	d ₁ [mm]	A ₁ [mm]	A ₂ [mm]	H ₁ [mm]	H ₂ [mm]	H _{Ra} [mm]
C02.18 C02.25	GT035070.2000.GS	2	9	12	26	20	35	70
C02.35	GT050100.2000.GS	2	11	15	35	20	50	100
C03.32	GT054130.2000.GS	2	11	15	35	20	54	130
C02.45 C03.42	GT064130.2000.GS	2	11	15	35	30	64	130
C03.56	GT084170.2000.GS	2	11	20	50	30	84	170
C03.80	GT108220.2000.GS	2.5	14	20	50	30	108	220

*导向槽长度可根据客户实际安装空间定制 The guide trough length also available according to the installation requirement

产品编码 Part No.	侧板Trough side part			支架Clamping bracket			滑条Glide bar			C型槽C-profile	
	产品编码 Part No.	数量 Quantity [pcs/set]	重量 Weight [kg/set]	产品编码 Part No.	数量 Quantity [pcs/set]	重量 Weight [kg/set]	产品编码 Part No.	数量 Quantity [pcs/set]	重量 Weight [kg/set]	产品编码 Part No.	数量 Quantity [pcs/set]
GT035070.2000.GS	SP035070.2000.GS	1x2	3.75	CL035070.GS	(1+1)x2	0.12	GB020.2000	1x2	0.75	CB.HD.000.GS	1x2
GT050100.2000.GS	SP050100.2000.GS	1x2	4.95	CL050100.GS	(1+1)x2	0.16	GB020.2000	1x2	0.75	CB.HD.000.GS	1x2
GT054130.2000.GS	SP054130.2000.GS	1x2	5.90	CL054130.GS	(1+1)x2	0.20	GB020.2000	1x2	0.75	CB.HD.000.GS	1x2
GT064130.2000.GS	SP064130.2000.GS	1x2	5.90	CL064130.GS	(1+1)x2	0.20	GB030.2000	1x2	1.70	CB.HD.000.GS	1x2
GT084170.2000.GS	SP084170.2000.GS	1x2	7.65	CL084170.GS	(1+1)x2	0.25	GB030.2000	1x2	1.70	CB.HD.000.GS	1x2
GT108220.2000.GS	SP108220.2000.GS	1x2	11.45	CL108220.GS	(1+1)x2	0.31	GB030.2000	1x2	1.70	CB.HD.000.GS	1x2

*CB.HD.000.GS: "000" = Bi+125

安装螺丝与螺母 Installation screw and nut

产品编码 Part No.	支架Clamping bracket 每节 Per section	滑条Glide bar 每节 Per section	C型槽C-profile 每节 Per section
GT035070.2000.GS	沉头螺丝 Countersunk-head screw M6×14, 4 pcs	六角螺丝 Hexagon-head screw M10×35, 22 pcs	六角螺丝 Hexagon-head screw M10×16, 2 pcs
GT050100.2000.GS	六角螺母 Hexagon nut M6, 4 pcs	六角螺母 Hexagon nut M10, 22 pcs	T型螺母 T-nut M10, 2 pcs
GT054130.2000.GS			
GT064130.2000.GS	沉头螺丝 Countersunk-head screw M6×14, 4 pcs	六角螺丝 Hexagon-head screw M10×45, 22 pcs	六角螺丝 Hexagon-head screw M10×16, 2 pcs
GT084170.2000.GS	六角螺母 Hexagon nut M6, 4 pcs	六角螺母 Hexagon nut M10, 22 pcs	T型螺母 T-nut M10, 2 pcs
GT108220.2000.GS			

产品编码 Part No.:

GT035070.2000.GS.GB.CB175.SN

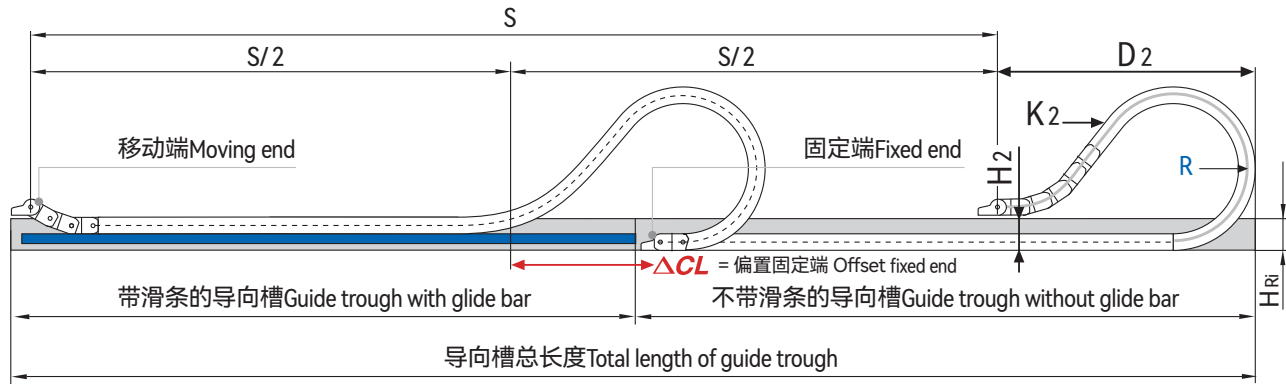


DURAMOV® Plastic Cable Carriers

DURAMOV® 塑料电缆拖链

导向槽 Guide troughs | 钢制导向槽 Steel guide troughs

*拖链中间固定长度 For center mount applications: Chain length = $S/2 + K_2$



C02.18 长行程滑行应用 For long travels gliding applications | 10-75m

R	38	48	75	100	125	150
H ₂	76	96	150	100	100	100
D ₂ ⁺²⁵	102	112	139	340	495	540
K ₂	190	220	305	600	800	940
ΔCL	-	-	-	179	305	340

C02.25 长行程滑行应用 For long travels gliding applications | 10-120m

R	55	75	100	125	150	175	200	225	250
H ₂	110	150	100	100	100	100	100	100	100
D ₂ ⁺²⁵	142	162	380	440	590	755	950	1040	1130
K ₂	265	330	644	736	1012	1242	1472	1610	1794
ΔCL	-	-	204	244	364	504	674	754	804

C02.35 长行程滑行应用 For long travels gliding applications | 10-150m

R	63	75	100	125	150	175	200	250
H ₂	130	150	166	166	166	166	166	166
D ₂ ⁺²⁵	140	150	350	475	500	655	770	950
K ₂	335	375	616	784	896	1120	1288	1624
ΔCL	-	-	144	244	244	374	464	594

C02.45 长行程滑行应用 For long travels gliding applications | 10-150m

R	75	100	125	150	200	250	300
H ₂	150	200	186	186	186	186	186
D ₂ ⁺²⁵	208	233	475	570	780	1010	1150
K ₂	370	450	804	1005	1340	1675	1943
ΔCL	-	-	233	303	463	643	733

C03.32长行程滑行应用Forlong travels gliding applications | 10-200m

R	63	75	100	125	150	175	200	225	250	300
H ₂	126	150	166	166	166	166	166	166	166	166
D ₂ ⁺²⁵	146	158	370	470	500	655	770	900	930	1100
K ₂	310	350	6116	784	896	1120	1288	1456	1568	1904
ACL	-	-	160	210	240	3700	460	540	570	690

C03.42长行程滑行应用Forlong travels gliding applications | 12-300m

R	75	100	125	150	175	200	250	300	350
H ₂	150	200	186	186	186	186	186	186	186
D ₂ ⁺²⁵	174	199	475	570	670	780	1030	1150	1500
K ₂	370	450	804	938	1139	1340	1675	1943	2412
ACL	-	-	230	300	380	460	660	730	1030

C03.56长行程滑行应用Forlong travels gliding applications | 12-400m

R	135	150	175	200	250	300	350	400
H ₂	270	266	266	266	266	266	266	266
D ₂ ⁺²⁵	268	450	580	710	980	1180	1440	1850
K ₂	610	819	1092	1274	1638	2002	2275	2548
ACL	-	159	259	359	559	709	905	959

C03.80长行程滑行应用Forlong travels gliding applications | 12-400m

R	150	200	250	300	350	400	500
H ₂	242	242	242	242	242	242	242
D ₂ ⁺²⁵	550	800	1000	1200	1450	1600	2100
K ₂	890	1330	1665	2000	2330	2660	3440
ACL	189	389	539	689	889	989	1389